MAC

Museum of Art and Culture
Lake Macquarie

SCULPTURE PARK

Discovery Trail for families

Starting the trail

Welcome

This trail guides you on a fascinating journey through the Sculpture Park at Museum of Art and Culture (MAC).

You'll need to SEARCH, LOOK and DRAW.

Whichever way you go, enjoy yourself.

COLLECT a pencil

GO on a journey

DISCOVER the sculptures

This Discovery Trail is available online or as a free printed booklet at the art museum. It has been designed to engage young young people with the artworks in the sculpture park, either on their own, in a group, or with adults.

The Discovery Trail can be used on its own or in conjunction with the Sculpture Park Brochure, also available at the art museum or online.

Artworks in the Sculpture Park are a part of Lake Macquarie City's Cultural Collection.

All of these sculptures are site-specific, which means they have been made especially for the sculpture park and all relate to the lake and/or landscape and/or history of the site or location.

Find your way around

TREVOR WEEKES

SUSAN MORRIS

3 TED PRIOR

GRAHAM GILCHRIST

5 BRADDON SNAPE

RICHARD TIPPING

JOHN TURIER

FATU FEU'U

THE MEETING PLACE

10 AWABAKAL DREAMING

11 PATHWAY MOSAICS

JANET LAURENCE

13 NIGEL HELYER

14 RICHARD TIPPING

15 JAMIE NORTH



Trevor Weekes *Gateway sculpture (detail)* 2001-02

Find *Gateway sculpture.*

The artist, Trevor Weekes, made this sculpture in 2001 especially to welcome visitors to the art museum.

OBSERVE it from all sides. Stand back and look at the whole sculpture.

WALK around it and through it. Get up close and look at the detail.

SPOT the symbols that remind you of the lake.

Tick these things off as you find them:

◯ **FISH** ◯ **ROCK** ◯ **RIPPLES** ◯ **BOAT** ◯ **ROD** ◯ **MOORING POST**

IMAGINE you are the artist.

WRITE a short story about how you made the impressions of the fish and the ripples.

2 Search for a sculpture with large shiny rings.

It is called *Moon and Tide*. The artist, Susan Morris, was interested in the connection between the moon and the tides.

WALK around it. **LOOK** through it.
Which part of the sculpture reminds you of the moon?

_____

_____

Close your eyes and **IMAGINE** how the moon looks.

Is it always the same? ◯ YES ◯ NO

If the rings represent the moon, how many moon shapes can you see?

_____

Susan Morris *Moon and tide* (detail) 1998

Which part of the sculpture do you think represents the tide?

_____

Does the tide stay the same?

◯ YES ◯ NO

FIND the fish swimming in the water.

IMAGINE you are the artist. What would your fish design look like?

DRAW it in the box.

3

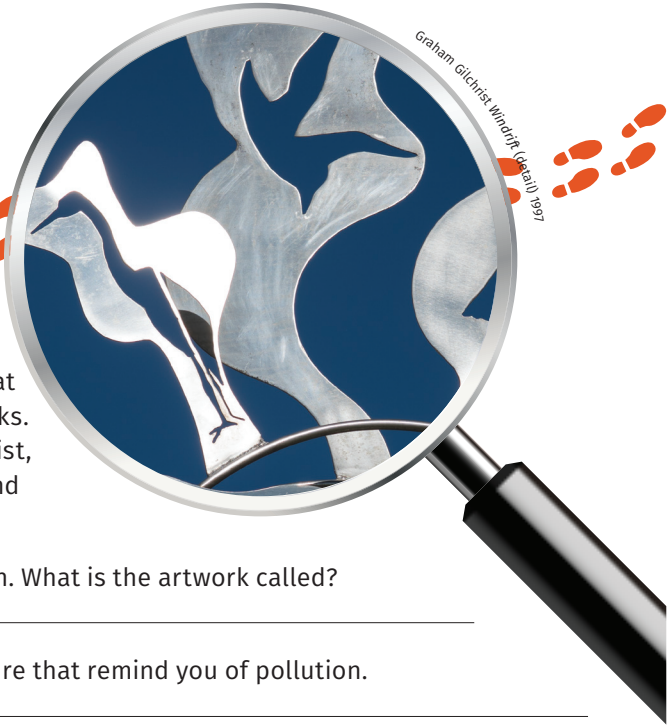

Locate the sculpture that looks like industrial chimney stacks. The artist, the late Graham Gilchrist, was concerned about pollution and the natural environment.

READ the label to find information. What is the artwork called?

_____

DESCRIBE the parts of the sculpture that remind you of pollution.

_____

How many birds can you see in the sculpture? _____

Why do you think there are birds in the sculpture?

_____

_____

DRAW
a bird shape and decorate it in your own way.

4

Find a sculpture that reminds you of a 'wordfinder'. The artist, Richard Tipping, is interested in artworks that are made using words.

SEARCH for the giant letters on the ground and walk around them in a clockwise direction.

WRITE down as many words as you can find.

_____

_____

_____

_____

_____



Richard Tipping *Hear the art* (detail) 1996

From where do you think you could get the best view of this artwork?

_____

_____

_____

Try to solve this riddle and circle your answer below.

What am I? 'I spy with my little eye a poem as I fly by'

FISH **BIRD** **COW** **SNAKE**

5

John Turrier *Aeolian tree* (detail) 2001

Find the sculpture that reminds you of a sail.
The artist, John Turier, named this sculpture after the ancient Greek god of the winds, Aeolus.

READ the words on the base of the sculpture.

OBSERVE the top part and see if you catch it moving.

What do you think makes it move? Circle your answer.

PEOPLE **ELECTRICITY** **WIND**

CHOOSE the natural element that you think this sculpture relates to the most.
Circle your answer.

EARTH **WIND** **WATER** **FIRE**

6

Locate the sculpture that looks like it may be guarding the lake. The artist, Fatu Feu'u, is Samoan and has made a sculpture of Tanifa, son of Tagaloa, a Polynesian god.

What materials do you think the artist used?

Fatu Feu'u Tanifa O Tagaloa (detail) 2003

LOOK closely and consider how this sculpture was made.

TOUCH the sculpture.

WRITE down the tools you might use to make a sculpture like this.

COMPLETE the drawing of the sculpture.

ILLUSTRATE its location and surrounding landscape. You might even draw some boats in your artwork.

7



The late Jim Ridgeway and Sue Stewart with members of the community The meeting Place (detail) 2003

Find *The meeting place.*

It is a special place in the sculpture park. It was made by Aboriginal and non-Aboriginal people together with artists, the late Uncle Jim Ridgeway and Sue Stewart, to symbolise the two cultures coming together.

One of the features of this sculpture is a shell midden made of clay. Shell middens tell us a lot about Aboriginal activities in the past. The types of shells in a midden can show the type of food that was caught.

SEE what looks like a shell midden.

THINK about what food you could catch in the lake.

WRITE them all down.

THINK about what other activities people do in and around the lake.

WRITE them all down.

8 There is a sculpture called *Ghost* in the sculpture park. The artist, Janet Laurence, made the sculpture to remember a lemon-scented eucalyptus tree that once stood in the art museum's garden.

Do you know where the sculpture is? There is a clue below.

COMPLETE the poem by connecting the text line to the appropriate word.

Once there was a gum tree loved by	FALL
It's leaves were green. It's trunk was	WALL
When it was unwell, it's branches did	ALL
Now it is remembered on the art museum	

OBSERVE the reflections and shadows in the sculpture.

DRAW some of the shapes you can see.

OVERLAP them to make your own design.

Janet Laurence *Ghost* (detail) 2009

9 Consider what the lake means to you.

DESIGN your own sculpture for the sculpture park.
You can finish it at home if you run out of time.

Published by Museum of Art and Culture, Lake Macquarie (MAC).
Sculpture Park Discovery Trail © Museum of Art and Culture written by Joanna Davies.
Designed by Raelene Narraway. Printed by Lakemac Print. Printed on Revive RP, 100% recycled paper

LAKE MACQUARIE CITY | MAC

Museum of Art and Culture
Lake Macquarie

First Street, Booragul NSW 2284
02 4921 0382
mac@lakemac.nsw.gov.au
mac.lakemac.com.au

ACT 1022. Jan 2020.